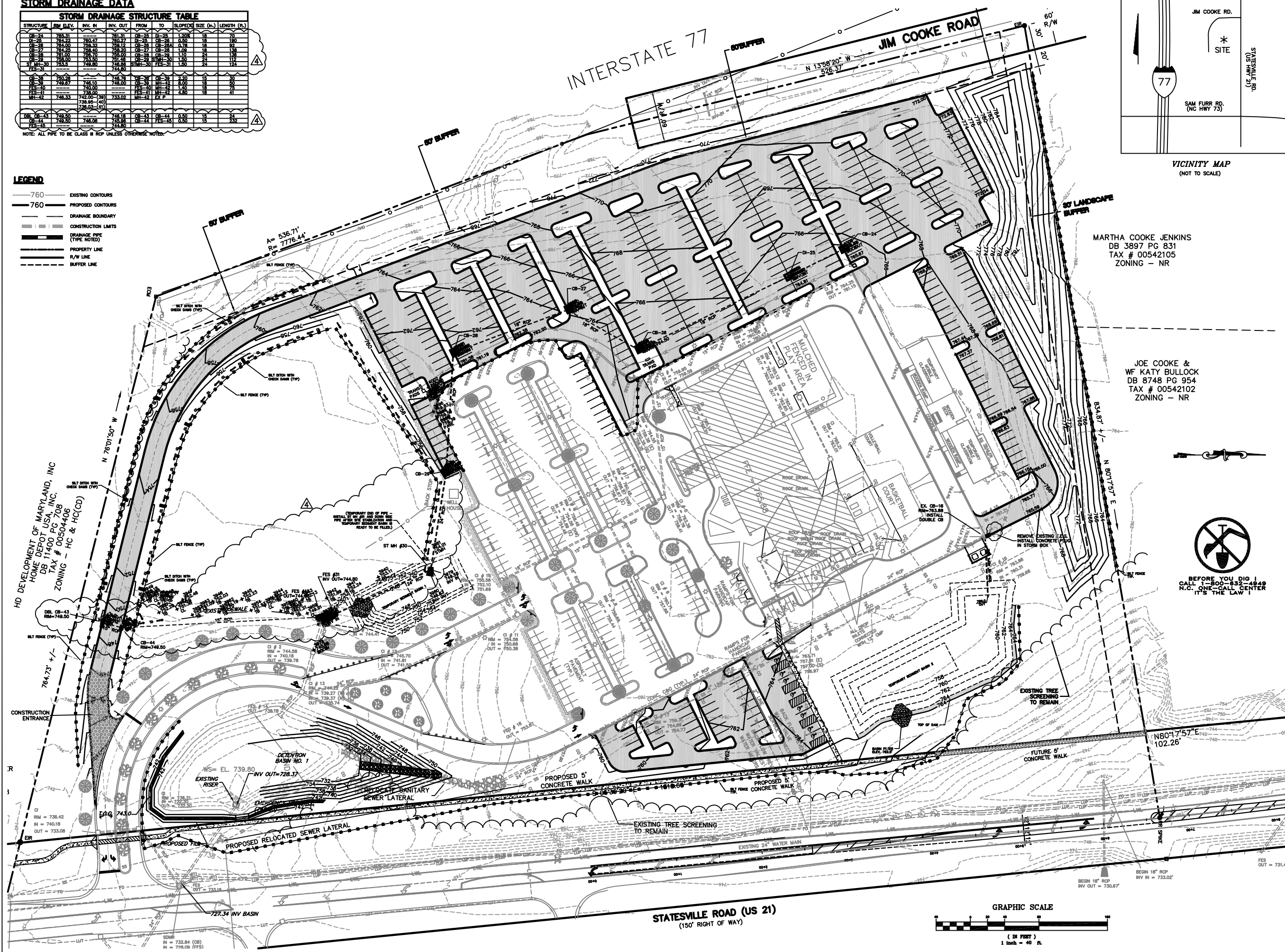


**STORM DRAINAGE DATA**

STRUCTURE	RM	INV. IN	INV. OUT	FROM	TO	SLOPE(S)	SIZE (IN.)	LENGTH (FT.)
CB-24	785.31	780.31	781.31	CB-23	CB-25	1.00	18"	70
CB-25	784.22	780.47	780.47	CB-25	CB-26	0.50	18"	190
CB-26	784.00	779.32	779.32	CB-26	CB-27	0.78	18"	82
CB-27	784.00	779.42	779.42	CB-27	CB-28	1.00	18"	138
CB-28	781.00	779.70	779.70	CB-28	CB-29	1.00	24"	138
CB-29	781.00	779.50	779.50	CB-29	CB-30	1.00	24"	118
ST MH-30	783.9	748.80	748.80	ST MH-30	ST MH-31	1.50	24"	124
748.80		748.80						
CB-30	780.29	748.10	748.10	CB-30	CB-31	2.00	18"	30
CB-31	780.00	748.00	748.00	CB-31	CB-32	2.00	18"	75
CB-32	778.00	748.00	748.00	CB-32	CB-33	2.00	18"	75
CB-33	776.33	742.00 (S)	733.02	CB-33	CB-34	4.50	18"	41
CB-34	776.33	738.45 (A)	738.45 (A)	CB-34	CB-35	4.50	18"	41
738.45 (A)		738.45 (A)						
CB-35	776.33	738.45 (A)	738.45 (A)	CB-35	CB-36	4.50	18"	41
CB-36	776.33	738.45 (A)	738.45 (A)	CB-36	CB-37	4.50	18"	41
738.45 (A)		738.45 (A)						
CB-37	776.33	738.45 (A)	738.45 (A)	CB-37	CB-38	4.50	18"	41
CB-38	776.33	738.45 (A)	738.45 (A)	CB-38	CB-39	4.50	18"	41
738.45 (A)		738.45 (A)						
CB-39	776.33	738.45 (A)	738.45 (A)	CB-39	CB-40	4.50	18"	41
CB-40	776.33	738.45 (A)	738.45 (A)	CB-40	CB-41	4.50	18"	41
738.45 (A)		738.45 (A)						
CB-41	776.33	738.45 (A)	738.45 (A)	CB-41	CB-42	4.50	18"	41
CB-42	776.33	738.45 (A)	738.45 (A)	CB-42	CB-43	4.50	18"	41
738.45 (A)		738.45 (A)						
CB-43	776.33	738.45 (A)	738.45 (A)	CB-43	CB-44	4.50	18"	41
CB-44	776.33	738.45 (A)	738.45 (A)	CB-44	CB-45	4.50	18"	41
738.45 (A)		738.45 (A)						
CB-45	776.33	738.45 (A)	738.45 (A)	CB-45	CB-46	4.50	18"	41
CB-46	776.33	738.45 (A)	738.45 (A)	CB-46	CB-47	4.50	18"	41
738.45 (A)		738.45 (A)						
CB-47	776.33	738.45 (A)	738.45 (A)	CB-47	CB-48	4.50	18"	41
CB-48	776.33	738.45 (A)	738.45 (A)	CB-48	CB-49	4.50	18"	41
738.45 (A)		738.45 (A)						
CB-49	776.33	738.45 (A)	738.45 (A)	CB-49	CB-50	4.50	18"	41
CB-50	776.33	738.45 (A)	738.45 (A)	CB-50	CB-51	4.50	18"	41
738.45 (A)		738.45 (A)						
CB-51	776.33	738.45 (A)	738.45 (A)	CB-51	CB-52	4.50	18"	41
CB-52	776.33	738.45 (A)	738.45 (A)	CB-52	CB-53	4.50	18"	41
738.45 (A)		738.45 (A)						
CB-53	776.33	738.45 (A)	738.45 (A)	CB-53	CB-54	4.50	18"	41
CB-54	776.33	738.45 (A)	738.45 (A)	CB-54	CB-55	4.50	18"	41
738.45 (A)		738.45 (A)						
CB-55	776.33	738.45 (A)	738.45 (A)	CB-55	CB-56	4.50	18"	41
CB-56	776.33	738.45 (A)	738.45 (A)	CB-56	CB-57	4.50	18"	41
738.45 (A)		738.45 (A)						
CB-57	776.33	738.45 (A)	738.45 (A)	CB-57	CB-58	4.50	18"	41
CB-58	776.33	738.45 (A)	738.45 (A)	CB-58	CB-59	4.50	18"	41
738.45 (A)		738.45 (A)						
CB-59	776.33	738.45 (A)	738.45 (A)	CB-59	CB-60	4.50	18"	41
CB-60	776.33	738.45 (A)	738.45 (A)	CB-60	CB-61	4.50	18"	41
738.45 (A)		738.45 (A)						
CB-61	776.33	738.45 (A)	738.45 (A)	CB-61	CB-62	4.50	18"	41
CB-62	776.33	738.45 (A)	738.45 (A)	CB-62	CB-63	4.50	18"	41
738.45 (A)		738.45 (A)						
CB-63	776.33	738.45 (A)	738.45 (A)	CB-63	CB-64	4.50	18"	41
CB-64	776.33	738.45 (A)	738.45 (A)	CB-64	CB-65	4.50	18"	41
738.45 (A)		738.45 (A)						
CB-65	776.33	738.45 (A)	738.45 (A)	CB-65	CB-66	4.50	18"	41
CB-66	776.33	738.45 (A)	738.45 (A)	CB-66	CB-67	4.50	18"	41
738.45 (A)		738.45 (A)						
CB-67	776.33	738.45 (A)	738.45 (A)	CB-67	CB-68	4.50	18"	41
CB-68	776.33	738.45 (A)	738.45 (A)	CB-68	CB-69	4.50	18"	41
738.45 (A)		738.45 (A)						
CB-69	776.33	738.45 (A)	738.45 (A)	CB-69	CB-70	4.50	18"	41
CB-70	776.33	738.45 (A)	738.45 (A)	CB-70	CB-71	4.50	18"	41
738.45 (A)		738.45 (A)						
CB-71	776.33	738.45 (A)	738.45 (A)	CB-71	CB-72	4.50	18"	41
CB-72	776.33	738.45 (A)	738.45 (A)	CB-72	CB-73	4.50	18"	41
738.45 (A)		738.45 (A)						
CB-73	776.33	738.45 (A)	738.45 (A)	CB-73	CB-74	4.50	18"	41
CB-74	776.33	738.45 (A)	738.45 (A)	CB-74	CB-75	4.50	18"	41
738.45 (A)		738.45 (A)						
CB-75	776.33	738.45 (A)	738.45 (A)	CB-75	CB-76	4.50	18"	41
CB-76	776.33	738.45 (A)	738.45 (A)	CB-76	CB-77	4.50	18"	41
738.45 (A)		738.45 (A)						
CB-77	776.33	738.45 (A)	738.45 (A)	CB-77	CB-78	4.50	18"	41
CB-78	776.33	738.45 (A)	738.45 (A)	CB-78	CB-79	4.50	18"	41
738.45 (A)		738.45 (A)						
CB-79	776.33	738.45 (A)	738.45 (A)	CB-79	CB-80	4.50	18"	41
CB-80	776.33	738.45 (A)	738.45 (A)	CB-80	CB-81	4.50	18"	41
738.45 (A)		738.45 (A)						
CB-81	776.33	738.45 (A)	738.45 (A)	CB-81	CB-82	4.50	18"	41
CB-82	776.33	738.45 (A)	738.45 (A)	CB-82	CB-83	4.50	18"	41
738.45 (A)		738.45 (A)						
CB-83	776.33	738.45 (A)	738.45 (A)	CB-83	CB-84	4.50	18"	41
CB-84	776.33	738.45 (A)	738.45 (A)	CB-84	CB-85	4.50	18"	41
738.45 (A)		738.45 (A)						
CB-85	776.33	738.45 (A)	738.45 (A)	CB-85	CB-86	4.50	18"	41
CB-86	776.33	738.45 (A)	738.45 (A)	CB-86	CB-87	4.50	18"	41
738.45 (A)		738.45 (A)						
CB-87	776.33	738.45 (A)	738.45 (A)	CB-87	CB-88	4.50	18"	41
CB-88	776.33	738.45 (A)	738.45 (A)	CB-88	CB-89	4.50	18"	41
738.45 (A)		738.45 (A)						
CB-89	776.33	738.45 (A)	738.45 (A)	CB-89	CB-90	4.50	18"	41
CB-90	776.33	738.45 (A)	738.45 (A)	CB-90	CB-91	4.50	18"	41
738.45 (A)		738.45 (A)						
CB-91	776.33	738.45 (A)	738.45 (A)	CB-91	CB-92	4.50	18"	41
CB-92	776.33	738.45 (A)	738.45 (A)	CB-92	CB-93	4.50	18"	41
738.45 (A)		738.45 (A)						
CB-93	776.33	738.45 (A)	738.45 (A)	CB-93	CB-94	4.50	18"	41
CB-94	776.33	738.45 (A)	738.45 (A)	CB-94	CB-95	4.50	18"	41
738.45 (A)		738.45 (A)						
CB-95	776.33	738.45 (A)	738.45 (A)	CB-95	CB-96	4.50	18"	41
CB-96	776.33	738.45 (A)	738.45 (A)	CB-96	CB-97	4.50	18"	41
738.45 (A)		738.45 (A)						
CB-97	776.33	738.45 (A)	738.45 (A)	CB-97	CB-98	4.50	18"	41
CB-98	776.33	738.45 (A)	738.45 (A)	CB-98	CB-99	4.50	18"	41
738.45 (A)		738.45 (A)						
CB-99	776.33	738.45 (A)	738.45 (A)	CB-99	CB-100	4.50	18"	41

NOTE: ALL PIPE TO BE CLASS II RCP UNLESS OTHERWISE NOTED.

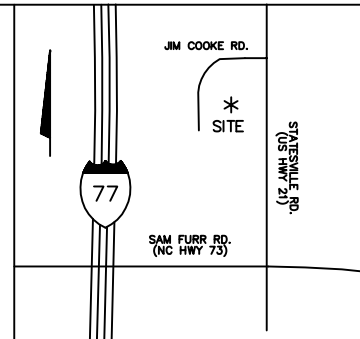
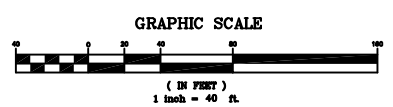
- LEGEND**
- 760- EXISTING CONTOURS
  - 760- PROPOSED CONTOURS
  - DRAINAGE BOUNDARY
  - CONSTRUCTION LIMITS
  - DRAINAGE PIPE (TYPE NOTED)
  - PROPERTY LINE
  - R/W LINE
  - BUFFER LINE



MARTHA COOKE JENKINS  
DB 3897 PG 831  
TAX # 00542105  
ZONING - NR

JOE COOKE &  
WF KATY BULLOCK  
DB 8748 PG 954  
TAX # 00542102  
ZONING - NR

BEFORE YOU DIG  
CALL 1-800-833-4849  
N.C. ONE-CALL CENTER  
IT'S THE LAW!



DATE	DESCRIPTION
10-25-08	REVISED AS PER TOWN OF CORNELIUS AND OWNER
11-10-08	REVISED AS PER TOWN OF CORNELIUS
12-15-08	REVISED PER MEAL CD
01-20-09	FINAL
02-10-09	REVISED DRIVE ENTRANCE
03-10-09	REVISED DRIVE ENTRANCE
04-10-09	REVISED DRIVE ENTRANCE
05-10-09	REVISED DRIVE ENTRANCE
06-10-09	REVISED DRIVE ENTRANCE
07-10-09	REVISED DRIVE ENTRANCE
08-10-09	REVISED DRIVE ENTRANCE
09-10-09	REVISED DRIVE ENTRANCE
10-10-09	REVISED DRIVE ENTRANCE

**MEADE GUNNELL**  
INCORPORATED  
1000 W. WILSON AVENUE  
CUMINGHAM, NC 28752  
704-887-7800

**GRACE COVENANT CHURCH**  
Cornelius, North Carolina  
Mecklenburg County

**Final Grading Plan**

JOB NUMBER: 553.20 SHEET NUMBER: C-3